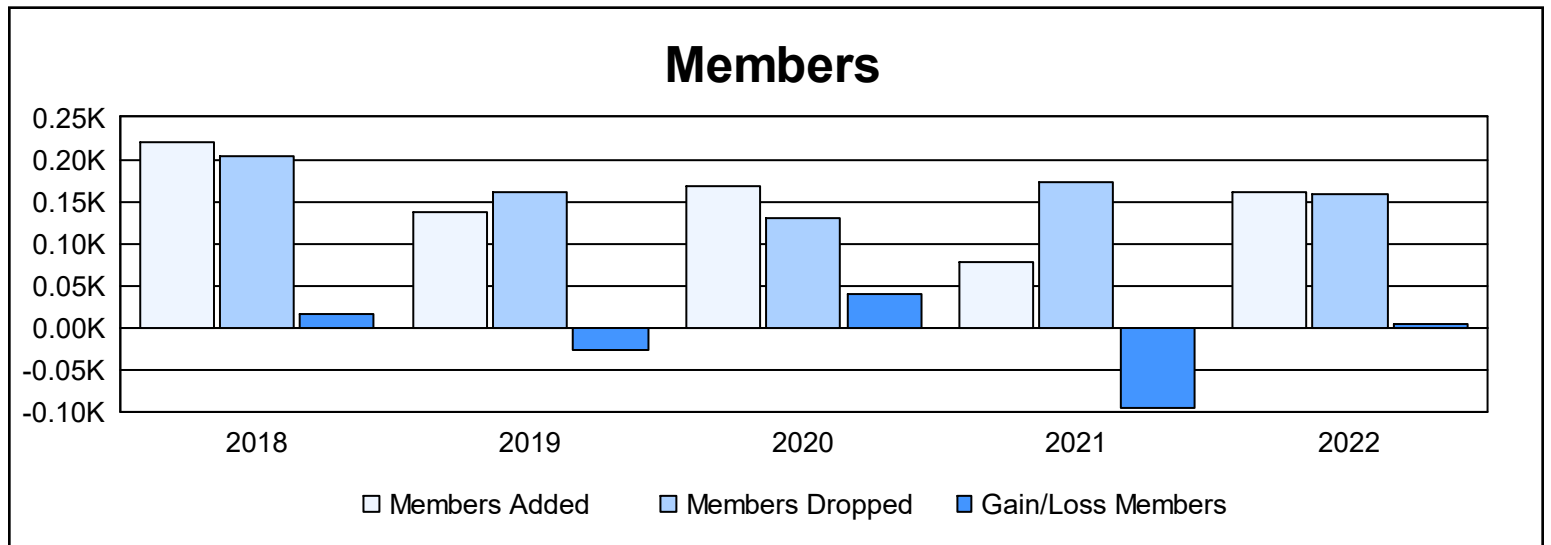
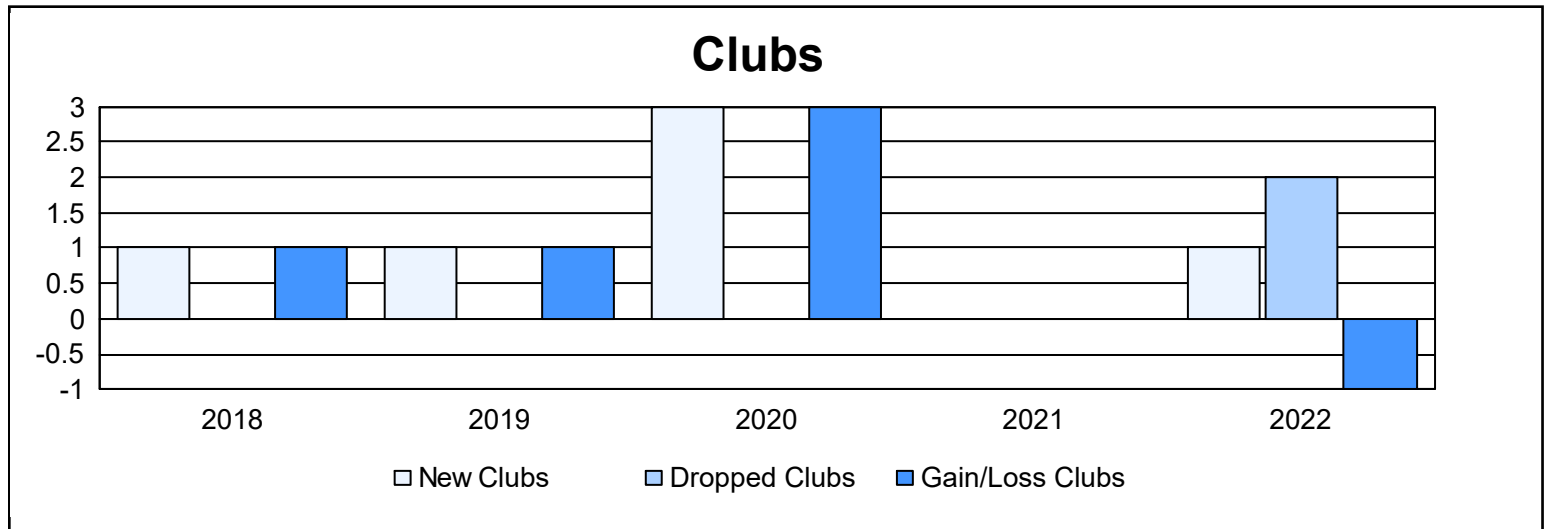
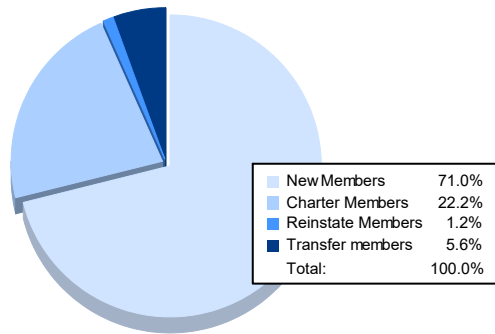


| Year | New Clubs | Dropped Clubs | Gain/ Loss Clubs | New Members | Charter Members | Reinstate Members | Transfer Members | Total Member Added | Total Members Dropped | Gain/ Loss Members |
|----------------|-----------|---------------|------------------|-------------|-----------------|-------------------|------------------|--------------------|-----------------------|--------------------|
| 2017-2018 | 1 | 0 | 1 | 135 | 75 | 4 | 7 | 221 | 204 | 17 |
| 2018-2019 | 1 | 0 | 1 | 103 | 24 | 3 | 6 | 136 | 162 | -26 |
| 2019-2020 | 3 | 0 | 3 | 54 | 101 | 7 | 7 | 169 | 129 | 40 |
| 2020-2021 | 0 | 0 | 0 | 67 | 2 | 7 | 1 | 77 | 173 | -96 |
| 2021-2022 | 1 | 2 | -1 | 115 | 36 | 2 | 9 | 162 | 158 | 4 |
| Average | 1 | 0 | 1 | 95 | 48 | 5 | 6 | 153 | 165 | -12 |



Membership Composition June 2022 Cumulative



Gender Composition June 2022 Cumulative

